

# The Whetherly Book of Scottish Country Dances

## Number 3

By John W. Mitchell

Originally published by:  
Wallace Mitchell & Co., Hove, 1977

Revised and re-published by:  
Alison Mitchell, 2020  
alisonmwmitchell@hotmail.com

Digitalisation and editorial assistance:  
Viktor Lehmann

Diagrams:  
Keith Rose

Version:  
1.01 / 2020-06-22

This work is licensed under the Creative Commons  
Attribution-NoDerivatives 4.0 International License  
(the distribution of unmodified copies of this leaflet is allowed).

To view a copy of this license, visit  
[creativecommons.org/licenses/by-nd/4.0/](https://creativecommons.org/licenses/by-nd/4.0/)

© 2020 by Alison Mitchell

## Contents

1.	Back of Catterthin, The	32 bar Strathspey	Longwise	4C/4C
2.	Dan the Cobbler	32 bar Jig	Longwise	3C/4C
3.	Benvie House	40 bar Jig	Longwise	3C/4C
4.	Saddle the Pony	32 bar Jig	Longwise	3C/4C
5.	Berwickshire Volunteers, The	32 bar Reel	Longwise	3C/4C
6.	Bob Johnstone	32 bar Strathspey	Longwise	3C/3C
7.	Blacksmith, The	40 bar Reel	Longwise	4C/4C
8.	Dr McHardy	32 bar Strathspey	Longwise	4C/4C
9.	Beth Wilson's Delight	32 bar Reel	Longwise	3C/4C
10.	Mrs Low's Reel	32 bar Reel	Longwise	4C/4C
11.	Blin' Jamie	32 bar Strathspey	Longwise	4C/4C
12.	Soldier's Dance, The	48 bar Jig	Longwise	4C/4C
13.	Bonnie Doon	32 bar Jig	Longwise	3C/4C
14.	Wonder Hornpipe, The	32 bar Hornpipe	Longwise	3C/4C
15.	Miss Agnes Lowden	32 bar Strathspey	Longwise	3C/3C
16.	Sister Jean	32 bar Reel	Longwise	4C/4C
17.	Pet O' the Pipers	48 bar Reel	Longwise	3C/4C

New formations are described in the appendix of this book:

- Corners petronella round a double Hello-Goodbye setting

## Original Introduction

Not another book of dances do I hear you cry? I apologise but yes it is. It is no doubt surprising that with well over 2,000 different dances extant there is still scope for something new - or is it? In Scottish Country Dancing there are currently some 80 different formations in the current repertoire although the majority of dances are made up from about 25 standard formations. Even so to produce a 32 bar dance perm any 4 from 25 gives  $25 \times 24 \times 23 \times 22 = 303,600$  possible combinations (many of which will be impossible to dance). Even so we have not yet attempted 1% of the possible combinations. This ignores combining figures so that two are performed simultaneously and the fact that there are many different variations on the basic figures: over 40 different allemandes and about 50 different poussettes alone. So far we are only scratching the surface, it can now only be a matter of time before all the known possibilities are fed into a computer with a programme to list all the possible combinations. In the meantime you will perforce have to make do with the mental convolutions of those amongst us who will not leave well alone.

This book is dedicated to all those who will not teach or learn "made up dances". I will join your ranks on receipt of a complete list of all dances which exist and which have not been made up.

>c\bK "A JMY`% ++L

## Introduction to the new edition

Despite the considerable advances in computing over the intervening 40 odd years or so, as far as I'm aware, still no-one has attempted to let a computer programme list all possible combinations. Not that it would be difficult to do; however devising dances goes beyond just listing combinations. First and foremost, it must be possible to dance, and those dances that are most enjoyable also flow naturally from one movement to the next. Secondly, there is usually a reason for devising a dance. To commemorate special occasions, as a gift to another person, to represent certain ideas or describe places through the formations, or even just to fit to a particular tune. Finally, there is the possibility of inventing new figures or incorporating new movements, something that is considerably harder to programme.

According to the Strathspey Server, there are currently 344 formations listed, many of which are variations on a theme. There are 32 different "Reels of three" listed, 3 Men's Chains and 1 "Diddle" (which only appears in one dance). The "Splat" and "Splunge", which feature in later Whetherly Books, are as yet not listed. Assuming that the number of available formations has indeed increased since 1970 to at least 50 independent formations, then for a 32 bar dance there are now 5,527,200 possible combinations, without considering a Yubk \JY figures or variations in the number of bars. By comparison, the Strathspey Server lists a paltry 18,525, still less than 1%.

Maybe this means I can stop being surprised that despite the number of new dances invented every year, the same dance is almost never devised twice by two different people.

5 Jcb A "K "A JMY`f&\$&\$L

## **John Wallace Mitchell - A Brief Biography**

(31/05/1931 – 25/11/2012)

John Wallace Mitchell was born and raised in Brighton & Hove, Sussex. Following his school education, which took place against a background of war, he completed military service from 1949-1951 with the Royal Electrical and Mechanical Engineers (REME) army division. He then started work in accountancy, joining the Sperry Rand corporation in 1957 as a computer and business systems analyst. In 1958 he became a member of the British Computer Society, only a few months after its foundation. In the early 1960's, the focus of his career moved towards management consultancy, and he completed many assignments for several companies, often helping to set up their first computer systems, with work taking him to many locations both within the UK and western Europe, as well as to Saudi Arabia. Eventually he set up a private practice in 1972.

He was a keen cyclist, active in several clubs and competing at a local level from 1946 – 1956. When in the army, he would often cycle back to Brighton on free weekends, which could be up to 140 miles each way.

Although he first encountered Scottish Country Dancing in Dollar, Scotland in 1947, it wasn't until 1964 that he began to take it seriously, when he joined the Leeds clubs and RSCDS Branch. After moving back to the Brighton area, he became a member of the London branch in 1966 and in 1967 was the founder chairman of the Sussex Association of Scottish Societies, which was formed to ensure the future of the local Annual Scottish Charity Ball by connecting many clubs in the region. This led to the first day schools and teachers' training courses in the region. In 1972 he obtained a full RSCDS teacher's certificate and in 1975 became the founder chairman of the Hangleton Scottish Country Dance Club. From approximately 1968 to 1992 he devised some 828 dances, which were published in this series of Whetherly Books and Sheets. Whetherly is the maiden name of his paternal grandmother, after which the house in which he grew up was also named ("Whetherly House"). In 2010 he received the London Branch award for services to Scottish Dancing.

John passed away in 2012 after a two year battle with cancer.



# The Back of Catterthin

A thirty-two bar Strathspey for four couples in a four couple longwise set.

- 1-8 First and third couples cast off one place on own side, cross over giving right hand, cast up one place and cross back to own side of the set giving left hand.
- 9-16 Mirror reels of four, first and third ladies cast off to pass second and fourth ladies by the right shoulder to commence. At the same time first and third men cast off to pass second and fourth men by the left shoulder.
- 17-24 First and second couples dance a double figure of eight; third and fourth couples do the same. Second and fourth couples cross up to commence whilst first and third cast off.
- 25-26 First and third couples cast off whilst second and fourth couples lead up one place.
- 27-30 First and fourth couples dance half rights and lefts.
- 31-32 First and fourth couples cross over to own side giving right hand in passing.

Repeat with new top couple.

Recommended tune: The Back of Catterthin

<b>THE BACK OF CATTERTHIN</b>				<b>4x32 S</b>
<div style="text-align: center;"> <math>\overbrace{1 \quad 3}</math>  </div>	<div style="text-align: center;"> <math>\overbrace{1x \quad 3x}</math>  </div>		<div style="text-align: center;"> <p>Double Figures of Eight</p> </div>	<div style="text-align: center;"> <p>1 4    4x 1x</p> <p><b>RL</b>    <b>XR</b></p> </div>

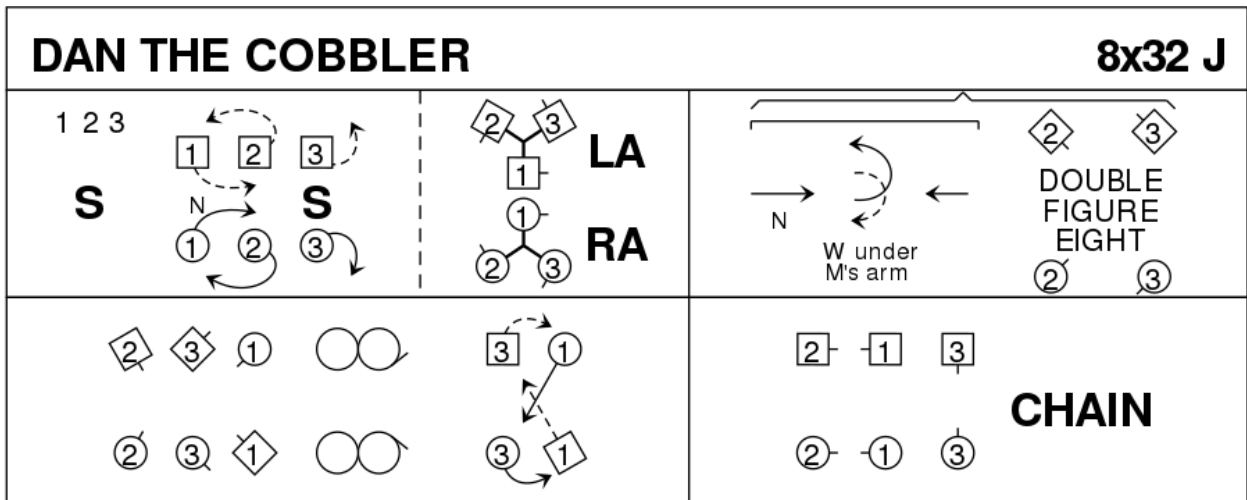
# Dan the Cobbler

A thirty-two bar Jig for three couples in a four couple longwise set.

- 1-2 First, second and third couples join nearer hands and set.
- 3-4 First couple lead down with nearer hand to finish in the middle of the set opposite second place; whilst second couple cast up into first place and third couple set turning to face out (man right about and lady left about).
- 5-8 First, second and third ladies dance left hands across; whilst first, second and third men dance right hands across.
- 9-16 First couple lead down the middle with nearer hands for four bars, on bar 13 first lady dances under an arch made by their hands to face up on the men's side whilst first man dances round her to face up on the ladies' side of the set, they dance up to finish in third place on the opposite side. Meanwhile second and third couples dance a double figure of eight, to start second couple dance down crossing over to the opposite side whilst third couple cast up on own side. Third couple finish facing out.
- 17-22 Second, third and first couples dance a reel of three on the sides, to commence third couple cast off whilst first couple continue to lead up between them.
- 23-24 First couple cross back to second place on their own side passing by the right shoulder; whilst third couple cast off to place.
- 25-32 Inverted grand chain: to start third couple cross over giving right hand, and second and first couples change places on the sides giving right hand.

Repeat from second place.

Recommended tune: Dan the Cobbler



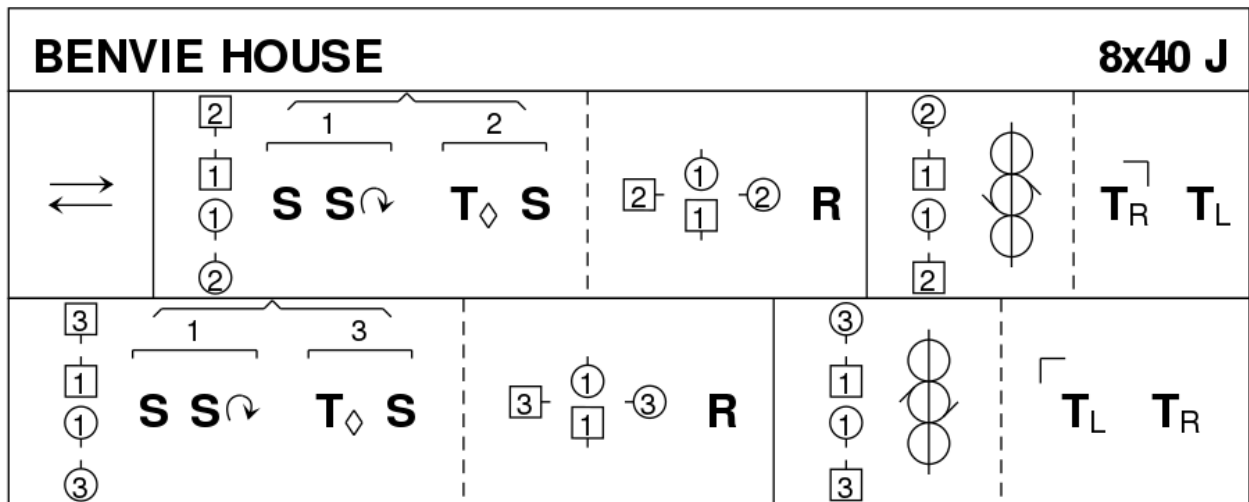
# **Benvie House**

A forty bar Jig for three couples in a four couple longwise set.

- 1-8 First couple lead down the middle for four bars and then lead up to the top to finish back to back in the centre facing own side of the set. Second couple step up into first place on bars 3 & 4. First man facing second man and first lady facing second lady.
- 9-16 First couple set as in double triangles, remaining back to back in the centre to finish still facing own side of the set. Meanwhile second couple dance eight bars of petronella round first couple to finish on the opposite side of the set.
- 17-20 First and second couples dance a half reel of four across the set, passing by the right shoulder to commence. First couple finish by passing left shoulder to face first corners.
- 21-22 First couple turn their first corner with the right hand.
- 23-24 First couple turn with the left hand to finish back to back between third couple facing own side of the set.
- 25-32 First couple set as in double triangles, whilst third couple dance eight bars of petronella round them.
- 33-36 First and third couples dance a half reel of four across the set passing by the left shoulder to start. First couple finish by passing by the right shoulder to face their second corners.
- 37-38 First couple turn their second corners with the left hand.
- 39-40 First couple turn with the right hand to second place on own side.

Repeat from second place.

Recommended tune: Benvie House



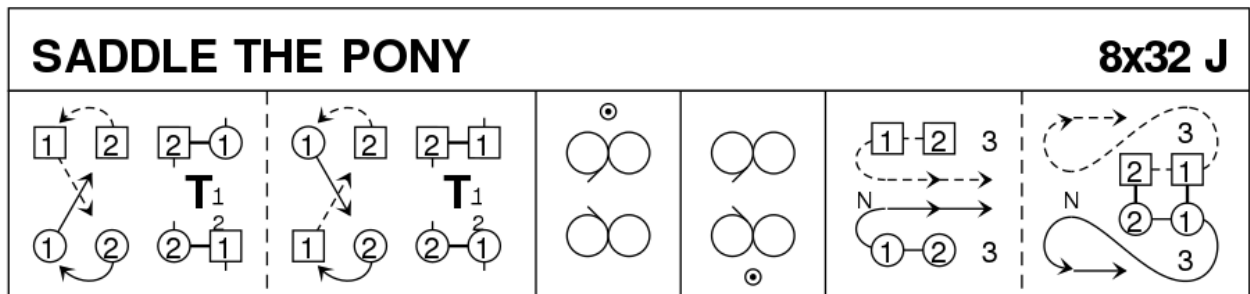
## Saddle the Pony

A thirty-two bar Jig for three couples in a four couple longwise set.

- 1-8 Figure of eight with turning:  
 1-2 first couple cross over to second place on the opposite side passing by the right, whilst second couple cast up;  
 3-4 first man turns second lady half way with the left hand whilst first lady and second man turn half way with the right hand;  
 5-6 first couple cross over to second place on own side passing by the left, whilst second couple cast up;  
 7-8 first and second ladies turn with the left hand whilst first and second men turn with the right.
- 9-16 First couple cross below second couple to dance mirror reels of three on the opposite side of the set with second and third couples.
- 17-24 First couple cross back below second couple passing by the left to dance mirror reels of three on own side of the set with second and third couples. Second couple finish facing out.
- 25-32 First couple, followed by second couple who cast up to follow, dance down below third couple, cast up into second place; dance up to the top, and cast off into second place. Second couple finish in first place.

Repeat from second place.

Recommended tune: Saddle the Pony





# The Berwickshire Volunteers

A thirty-two bar Reel for three couples in a four couple longwise set.

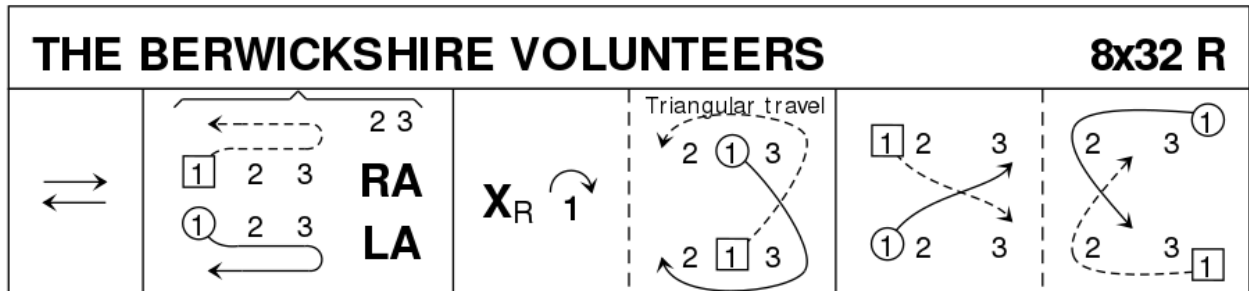
- 1-8 First couple lead down the middle for four bars and up to place to finish facing out.
- 9-16 First couple cast off on own side for four bars then cast up to place. Meanwhile second and third couples dance right hands across in a wheel and back with the left hand.
- 17-20 First couple cross over and cast off into second place; second couple step up on bars 19 & 20.
- 21-32 Triangular travel:
  - 21-22 first couple dance down below third couple and cross over to own side;
  - 23-24 first couple cast up to the top on own side;
  - 25-28 first couple lead down crossing over below third couple to the opposite side;
  - 29-30 first couple cast up to the top on the opposite side;
  - 31-32 first couple cross over to second place on own side.

Repeat from second place.

Recommended tune: The Berwickshire Volunteers

**BcHs**

A variation to simplify the dance for beginners is to omit the wheel on bars 9-16.



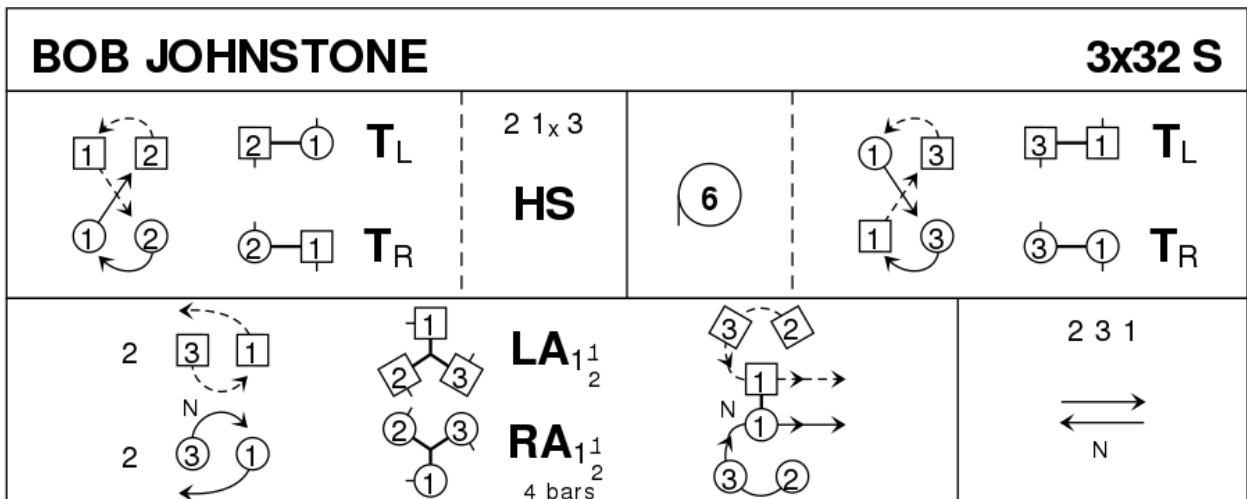
# Bob Johnstone

A thirty-two bar Strathspey for three couples in a three couple longwise set.

- 1-2 First couple cross over to second place on the opposite side passing by the right, whilst second couple cast up into first place.
- 3-4 First man turns second lady with the left hand, whilst first lady turns second man with the right hand. First couple finish in second place.
- 5-8 All three couples join nearer hands and set with Highland Schottische.
- 9-12 All three couples dance six hands round to the left in a circle.
- 13-14 First couple cross over to third place on own side passing by the left, whilst third couple cast up into second place.
- 15-16 First and third ladies turn with the left hand, whilst first and third men turn with the right hand. First couple finish in third place facing out.
- 17-18 First couple cast up to finish outside the set opposite second position facing the top, whilst third couple dance down to third place on own side and face out.
- 19-22 Three hands across in a wheel with the left hand on the ladies' side of the set and three hands across with the right hand on the men's side of the set. First couple finish in top place.
- 23-24 First couple dance down to third place, leaving the wheel at the end of bar 23. Second and third couples continue turning so that on bar 24 third couple with nearer hands follow first couple down the middle into second place, second couple releasing the turning hand and meeting to join nearer hand facing down in top place at the end of bar 24.
- 25-28 First couple followed by third and second couples dance down the middle.
- 29-32 Second couple followed by third and first couples dance up to finish on the side lines with first couple in third place.

Repeat with new top couple.

Recommended tune: Bob Johnstone



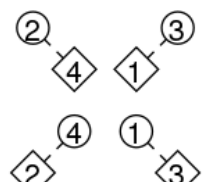
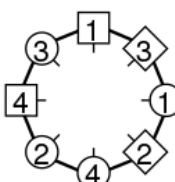
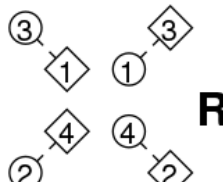

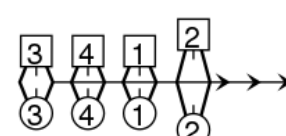
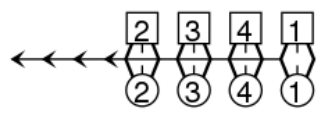
# The Blacksmith

A forty bar Reel for four couples in a four couple longwise set.

- 1-4 First and second couples dance half rights and lefts, third and fourth couples do the same.
- 5-8 First and second couples dance right hands across in a wheel, third and fourth couples do the same.
- 9-12 First and fourth couples dance half rights and lefts.
- 13-16 First and fourth couples dance left hands across in a wheel to finish back to back in the centre facing comers diagonally; first couple facing third couple and fourth couple facing second, second and third couples on the opposite sides.
- 17-24 Corners petronella round a double Hello-Goodbye setting (see appendix).
- 25-28 First and fourth couples turn their corners once round with the right hand.
- 29-30 First and fourth couples dance left hands across in a wheel half way, order now is 3, 4, 1, 2 all on own side.
- 31-32 All join hands on the side and set.
- 33-36 Second couple make an arch with both hands: first, fourth and third couples join both hands with partner and dance down the middle under the arch with eight slip steps.
- 37-40 All four couples dance up the middle with eight slip steps. Finish with second couple in first place.

Repeat with new top couple.

Recommended tune: The Blacksmith

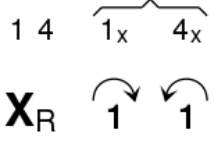
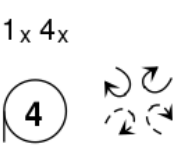
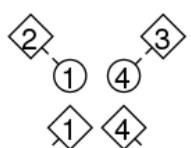
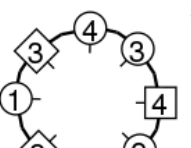
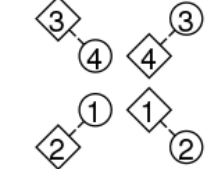
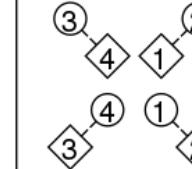
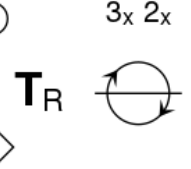
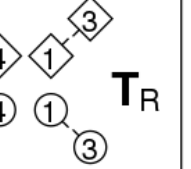
<b>THE BLACKSMITH</b>		<b>4x40 R</b>	
1 2 3 4 <b>RL</b>	2x 1x 4x 3x <b>RA</b>	1x 4x <b>RL</b>	4 1 <b>LA</b>
	<p style="text-align: center;">2x 3x 4 1</p> <p style="text-align: center;"><b>T</b> <b>S</b></p> <p style="text-align: center;">Hello Goodbye</p> 	<p style="text-align: center;">2 3 4 1</p> <p style="text-align: center;"><b>S</b> <b>S</b></p> <p style="text-align: center;">Hello Goodbye</p>	 <p style="text-align: right;"><b>R</b></p>
 <p style="text-align: center;">1x 4x 3 4 1 2</p> <p style="text-align: center;"><b>T<sub>R</sub></b> <b>LA</b> <b>S</b></p>	 <p style="text-align: center;">make arch</p>		

# Dr McHardy

A thirty-two bar Strathspey for four couples in a four couple longwise set.

- 1-2 First and fourth couples cross over giving right hand in passing.
- 3-4 First couple cast off, second couple step up and fourth couple cast up, third couple step down.
- 5-8 First and fourth couples dance four hands round in a circle to the left. On bar 8 they all turn right about to finish back to back in the centre of the set, all facing their corners.
- 9-16 Corners petronella round a double Hello-Goodbye setting (see appendix).
- 17-18 First and fourth couples turn their corners once round with the right hand.
- 19-22 First and fourth couples dance left hands across In a wheel once round; whilst second and third couples dance half way round the set in a clockwise chase to finish in their original corner positions on own side.
- 23-24 First and fourth couples turn their new corners once round with the right hands to finish on the sidelines facing up and down in the order 2, 4, 1, 3 all on own side of the set.
- 25-32 Reels of four on the sides of the set passing by the right shoulder to commence.

Repeat with new top couple.  
 Recommended tune: Dr McHardy

<b>Dr McHARDY</b>		<b>4x32 S</b>	
1 4 <span style="margin-left: 20px;">1x 4x</span>  <b>X<sub>R</sub></b>	1x 4x 	 <b>T</b> <b>S</b> Hello Goodbye	 <b>S</b> <b>S</b> Hello Goodbye
 <b>R</b>	 <b>T<sub>R</sub></b>	<span style="margin-left: 20px;">3x 2x 4 1</span>  <b>LA</b>	<span style="margin-left: 20px;">2 4 1 3</span>  <b>T<sub>R</sub></b>

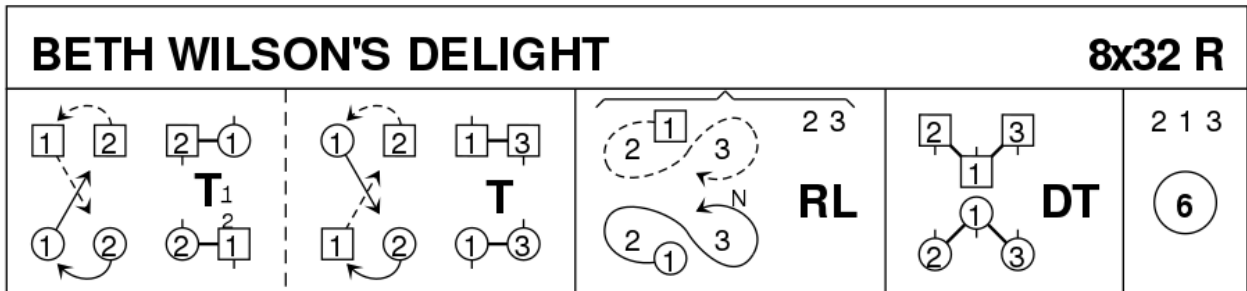
# Beth Wilson's Delight

A thirty-two bar Reel for three couples in a four couple longwise set.

- 1-6 Three quarters of a figure eight with turning:
  - 1-2 first couple cross over to second place on the opposite side whilst second couple cast up;
  - 3-4 first man and second lady turn half way with the left hand whilst first lady and second man turn half way with the right hand;
  - 5-6 first couple cross back to second place on own side whilst second couple cast up into first place.
- 7-8 First and third ladies turn with the right hand whilst first and third men turn with the left hand. First couple finish in second place facing out.
- 9-16 First couple dance a figure of eight on their own side of the set, commencing by casting up; on bars 15 & 16 first couple complete the figure of eight by dancing up with hands joined to finish back to back in the middle of the set facing own side. Meanwhile second and third couples dance rights and lefts.
- 17-24 First couple dance double triangles with second and third couples.
- 25-32 All three couples dance six hands round in a circle to the left for four bars and back to the right.

Repeat from second place.

Recommended tune: Beth Wilson's Delight



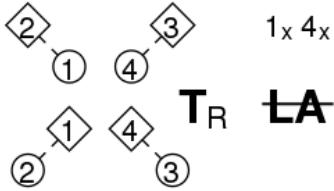
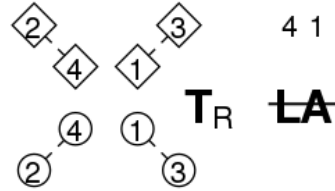
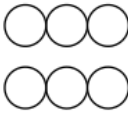
## Mrs Low's Reel

A thirty-two bar Reel for four couples in a four couple longwise set.

- 1-2 First and fourth couples cross over giving right hand in passing.
- 3-4 First couple cast off into second place, second couple step up, and third couple step down whilst fourth couple casts up into third place.
- 5-8 First and fourth couples dance left hands across in a wheel to finish in the centre facing their corners.
- 9-12 First and fourth couples turn their corners by the right hand; then dance left hands across in a wheel half way in the center of the set.
- 13-16 Repeat bars 9-12 with new corners.
- 17-24 Reels of four on the sides. First and fourth couples commence the reels by passing their corners by the right shoulders, they finish by passing left shoulder in the middle.
- 25-28 Second and first couples dance right hands across in a wheel; the fourth and third couples do the same.
- 29-32 The first and fourth couples dance half rights and lefts to finish on own side of the set in the order 2, 4, 1, 3.

Repeat with new leading couples.

Recommended tune: Mrs Low's Reel

<b>MRS LOW'S REEL</b>		<b>4x32 R</b>	
<p>1 4    <math>\overbrace{1x \quad 4x}</math></p> <p><b>X<sub>R</sub></b>    <math>\overset{\curvearrowright}{1}</math>    <math>\overset{\curvearrowright}{1}</math></p>	<p>1x 4x</p> <p><b>LA</b></p>	 <p>1x 4x</p> <p><b>T<sub>R</sub></b>    <b>LA</b></p>	 <p>4 1</p> <p><b>T<sub>R</sub></b>    <b>LA</b></p>
<p>2 1x 4x 3</p> 		<p>2 1x 4x 3</p> <p><b>RA</b></p>	<p>1x 4x</p> <p><b>RL</b></p>


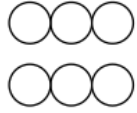
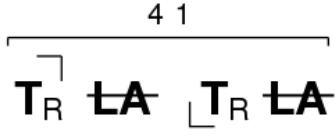
## Blin' Jamie

A thirty-two bar Strathspey for four couples in a four couple longwise set.

- 1-2 First and fourth couple cross over giving right hands in passing.
- 3-4 First couple cast off one place whilst second couple step up and fourth couple cast up one place whilst third couple step down.
- 5-8 First and fourth couples dance half rights and lefts, omitting the polite turn on bar 8 to finish with fourth couple in second place facing up and first couple in third, place facing down.
- 9-16 Reels of four on the sides, passing right shoulders to start.
- 17-20 Second and fourth couples dance right hands across in a wheel; first and third couples do the same.
- 21-24 Fourth and first couples dance left hands across in a wheel to finish facing their corners.
- 25-28 First and fourth couples turn corners with the right hand, then dance left hands across half way in a wheel.
- 29-32 Repeat bars 25-28 with new corners to finish on own side with fourth couple in second place and first couple in third place.

Repeat with new leading couples.

Recommended tune: Blin' Jamie

<b>BLIN' JAMIE</b>					<b>4x32 S</b>
1 4	1x 4x	1x 4x	2 4 1 3	2 4 1 3	4 1
<b>X<sub>R</sub></b>		<b>RL</b>		<b>RA</b>	<b>LA</b>
					

# The Soldier's Dance

A forty-eight bar Jig for four couples in a four couple longwise set.

- 1-8 First and third couples set, cast off behind the couple below them; cross over giving right hand in passing and cast up into their partner's original place.
- 9-12 First and second couples dance right hands across, in a wheel, whilst third and fourth couples do the same.
- 13-16 Second and third couples dance left hands across in a wheel to finish in the middle facing their corners.
- 17-20 Turn corner with the right hand, the, second and third couples dance left hands across in a wheel half way to face the diagonally opposite corner.
- 21-24 Repeat bars 17-20 with new corners to finish on opposite sides.
- 25-32 First and second couples dance a ladies' chain up and down the set, third and fourth do the same. First and third couples retain left hand and finish facing down the set.
- 33-36 First couple lead down below second couple, with the left hand, cross over and cast up into their original places; whilst third couple do the same round fourth couple.
- 37-40 First couple dance down the middle to fourth place, the other three couples step up on bars 39 & 40.
- 41-48 Eight hands round in a circle to the left for four bars and back to the right.

Repeat with new top couple.

Recommended tune: The Soldier's Dance

<b>THE SOLDIER'S DANCE</b>			<b>4x48 J</b>
<p style="text-align: center;">1 3</p>	<p style="text-align: center;">1x2 3x4   2 3x</p> <p style="text-align: center;"><b>RA LA</b></p>		<p style="text-align: center;">2 3</p> <p style="text-align: center;"><b>T_R LA T_R LA</b></p>
<p style="text-align: center;">1x2 3x4</p>			<p style="text-align: center;">2 3 4 1</p> <div style="text-align: center; border: 1px solid black; border-radius: 50%; width: 30px; height: 30px; margin: 0 auto; display: flex; align-items: center; justify-content: center;"> <span style="font-size: 24px; font-weight: bold;">8</span> </div>



# Bonnie Doon

A thirty-two bar Jig for three couples in a four couple longwise set.

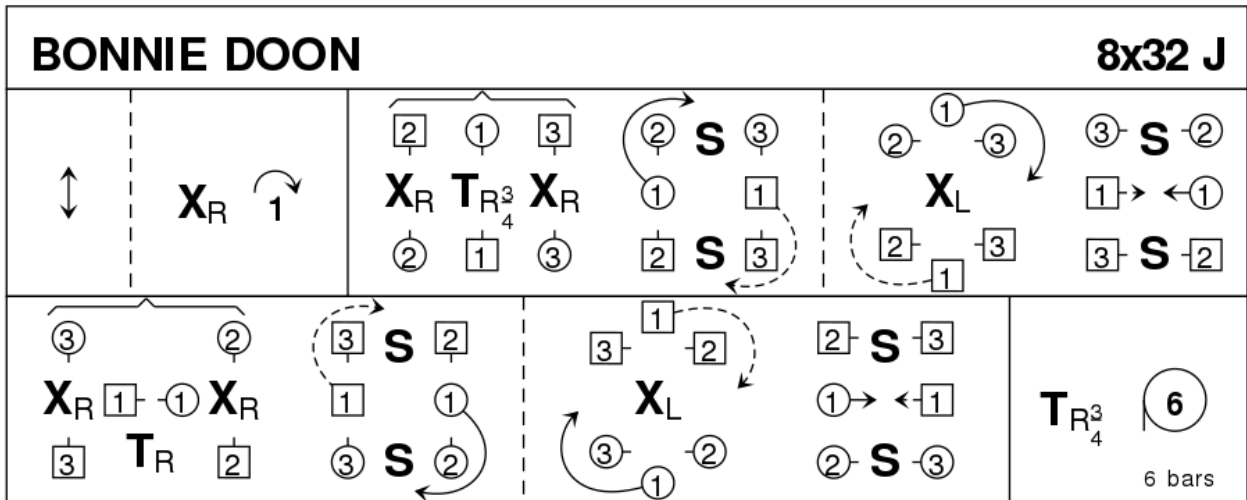
- 1-4 First couple advance and retire.
- 5-8 First couple cross over giving right hand in passing and cast off into second place on the opposite side, second couple step up on bars 7 & 8.
- 9-24 Second and third couples dance an interrupted rights and lefts: they cross over giving right hand and set (one pas de basque to the person they just crossed with, turning a quarter facing the next person for the second pas de basque) ; they change places on the sides with the left hand and set; this movement is repeated back to place.  
 Meanwhile:  
 9-10 first couple turn three quarters with the right hand;  
 11-16 first man dances up to the top, casts off on the ladies' side to below third place and dances up the middle; whilst first lady dances down below third place, casts up to the top and dances down the middle;  
 17-18 first couple turn with the right hand once round;  
 19-24 first lady dances up to the top, casts off two places on her own side and dances up the middle; whilst first man dances below third place casts up to the top on the men's side and dances down the middle.
- 25-26 First couple turn three quarters with the right hand to finish in second place on own side.
- 27-32 All three couples dance six hands round to the left in a circle.

Repeat from second place.

Recommended tune: Bonnie Doon

### BcHs

A variation to simplify the dance for beginners should omit the interrupted rights and lefts on bars 9-24.



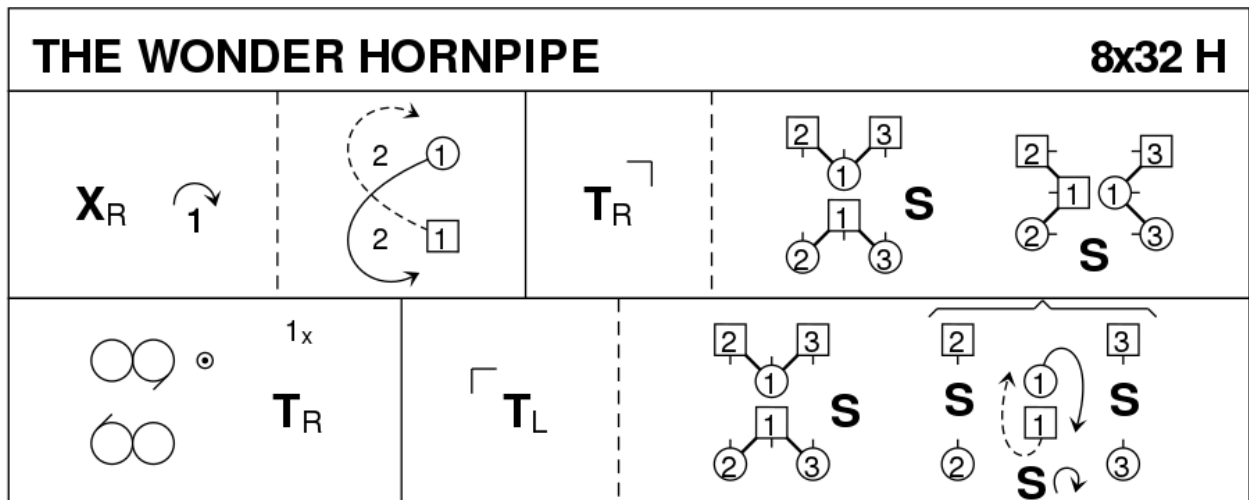
# The Wonder Hornpipe

A thirty-two bar Hornpipe for three couples in a four couple longwise set.

- 1-4 First couple cross over giving right hand in passing and cast off into second place, second couple step up on bars 3 & 4.
- 5-8 First couple dance a half figure of eight round second couple to finish facing their first corners.
- 9-12 First couple turn their first corner with the right hand to finish back to back in the middle, they join left hand with their second corners in triangle formation.
- 13-14 All set.
- 15-16 First couple make a quarter turn to their right and second and third couples turn to face up and down; they all join hands in triangle formation facing up and down, and set.
- 17-22 First couple dance a reel of three with their corners, passing first corner by the left shoulder to start. First couple finish in second place (still on the opposite side).
- 23-24 First couple turn with the right hand to face their second corner.
- 25-28 First couple turn their second corner with the left hand to finish back to back in the middle, they join right hand with their first corners in triangle formation.
- 29-30 All set.
- 31-32 First couple turn right about to finish in second place on own side with two pas de basque whilst their corners continue to set.

Repeat from second place.

Recommended tune: The Wonder Hornpipe



# Miss Agnes Lowden

A thirty-two bar Strathspey for three couples in a three couple longwise set.

- 1-2 All three couples join hands and set.
- 3-4 First couple dance down with nearer hands to finish between second place facing down the set, whilst second couple cast up to top place on own side and third couple turn to face out.
- 5-8 Three hands across in a wheel with the left hand on the ladies' side and three hands across with the right hand on the men's side. Finish with second and third couples in first and second places.
- 9-16 First couple dance down the middle for four steps; on bar 13 the lady turns to her right under the arch made by their hands to face up, whilst the man dances round her to finish facing up on the opposite side, they dance up to finish in third place on the opposite side. Meanwhile second and third couples dance a double figure of eight across the set, to start second couple dance down crossing over whilst third couple dance out and up on their own side of the set.
- 17-24 Grand chain for three couples, to start second couple cross over giving right hand in passing, third couple and first couple change places on the side giving right hands. Finish with first couple in third place, still on the opposite side.
- 25-32 Six hands round in a circle to the left and back to the right.

Repeat with new top couple.

After the second repeat all couples will be back to original positions, but on the opposite side of the set.

After three more repeats all will be back to their original places.

Recommended tune: Miss Agnes Lowden

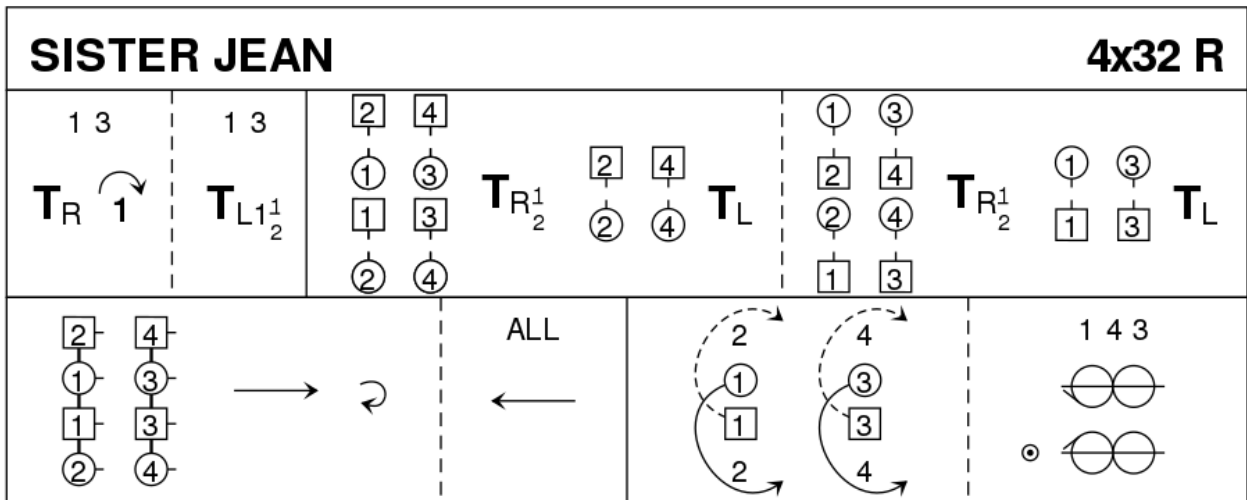
<b>MISS AGNES LOWDEN</b>				<b>6x32 S</b>		
<p>1 2 3</p> <p><b>S</b></p>	<p><b>LA</b></p>	<p><b>DOUBLE FIGURE EIGHT</b></p>		<p>to: 2 3</p>		
<p><b>CHAIN</b></p>	<p>2 3 1x</p> <p><b>6</b></p>	<p>2 3 1x</p> <p><b>R</b></p> <p>32 bars</p>	<p>3 1x 2x</p> <p><b>R</b></p> <p>32 bars</p>	<p>1x 2x 3x</p> <p><b>R</b></p> <p>32 bars</p>	<p>2x 3x 1</p> <p><b>R</b></p> <p>32 bars</p>	<p>3x 1 2</p> <p><b>R</b></p> <p>32 bars</p>

# Sister Jean

A thirty-two bar Reel for four couples in a four couple longwise set.

- 1-4 First and third couples turn by the right hand and cast off one place, second and fourth couples step up on bars 3 & 4.
- 5-8 First couple turn with the left hand one and a half times to finish between second couple in a line across the set; third couple turn similarly to finish between fourth couple.
- 9-10 First man and second lady change places giving right hand, first lady and second man do the same; third and fourth couples likewise.
- 11-12 Second and fourth couples turn with the left hand.
- 13-14 First man and second lady change places giving right hand, first lady and second man do the same; third and fourth couples likewise.
- 15-16 First and third couples turn with the left hand, to finish with first couple between second couple (still on opposite side) all facing down with nearer hands joined, third couple similarly with fourth couple.
- 17-24 All dance down the middle in lines of four for four bars, turn to the right and dance up the middle in lines of four.
- 25-28 First couple cross back to own side, above second couple and cast off into second place; third couple similarly cross above fourth couple and cast off into fourth place.
- 29-32 First, fourth and third couples dance a half reel of three on the sides, fourth couple dance out and up to commence.

Repeat with new top couple.  
Recommended tune: Sister Jean



# Pet O' the Pipers

A forty-eight bar Reel for three couples in a four couple longwise set.

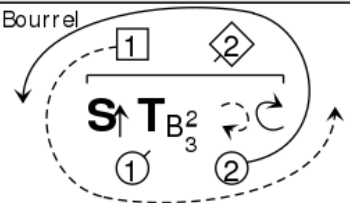





- 1-8 First and second couples dance the Bourrel.
- 9-10 First couple cross over giving right hand in passing.
- 11-12 First man and third lady change places with the left hand, second man and first lady do the same.
- 13-14 Second man and third lady cross over giving right hand in passing.
- 15-16 First and second men change places with the left hand, first and third ladies do the same.
- 17-24 First man dances a reel of three with second couple on the ladies' side passing second lady by the right to start; whilst first lady dances a reel of three with third couple on the men's side passing third man by the right to start.
- 25-26 First couple cross over giving left hand in passing.
- 27-28 First and second ladies change places giving right hand, first and third men do the same.
- 29-30 Second lady and third man cross over giving left hand in passing.
- 31-32 First lady and third man change places giving right hand, whilst first man and second lady do the same.
- 33-40 First lady dances a reel of three with second and third men on the ladies' side of the set passing second man by the left to commence; whilst first man dances a reel of three with second and third ladies on the men's side passing third lady by the left to commence.
- 41-44 First couple set and cross over giving right hand in passing.
- 45-48 Six hands round in a circle to the left half way.

Repeat from second place.

Recommended tune: Pet O' the Pipers

*9XJcf g bchY hc h Y &\$\$ YXJcb*

The Bourrel was referred to as the "Birl Progression" in the original edition of this book. The original description has been removed.

<b>PET O' THE PIPERS</b>		<b>8x48 R</b>		
	$\textcircled{2} - \textcircled{2} \quad \textcircled{1} - \textcircled{1}$ <b>S T</b> $B_4^3$	$2 \quad \boxed{1} \quad 3$ <b>X<sub>R</sub></b> $2 \quad \textcircled{1} \quad 3$	$2 \quad \textcircled{1} - \boxed{3}$ <b>X<sub>L</sub></b> $\textcircled{2} - \boxed{1} \quad 3$	
$2 \quad \boxed{3} \quad 1$ <b>X<sub>R</sub></b> $1 \quad \textcircled{2} \quad 3$	$2 \quad \textcircled{2} - \textcircled{1}$ <b>X<sub>L</sub></b> $\textcircled{1} - \boxed{3} \quad 3$	 	$2 \quad \textcircled{1} \quad 2$ <b>X<sub>L</sub></b> $3 \quad \boxed{1} \quad 3$	$\boxed{2} - \boxed{1} \quad 2$ <b>X<sub>R</sub></b> $3 \quad \textcircled{1} - \textcircled{3}$
$1 \quad \boxed{2} \quad 2$ <b>X<sub>L</sub></b> $3 \quad \textcircled{3} \quad 1$	$\textcircled{1} - \textcircled{3} \quad 2$ <b>X<sub>R</sub></b> $3 \quad \boxed{2} - \textcircled{1}$	 	<b>S X<sub>R</sub></b>	$3_x 1_x 2_x$ 

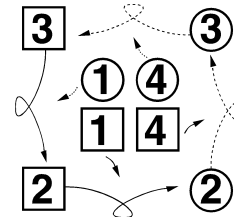
## Appendix to the New Edition: Description of Formations

### Corners petronella round a double Hello-Goodbye setting

: JfghUbX`Zci ffl Vti d`Yg`VUU`rc`VUU`jb`h`Y`WbhfYZ`ZM]b[ `h`Y]f`Vt`fb`Yfg`s  
H`Y`Z]fghUbX`Zci ffl Vti d`Yg`XUbW`<Y`c!; ccXVnY`gYH]b[ `Z`f`Y][ `h`VUfg`z`k` \]ghgVt`bX`UbX`h`JfX`Vti`d`Ygs  
a`cj`Y`Ub]M`c`W]k`JgY`fci`bX`h`Y`gYhik`Jh`U`dYfcbY`U`h`fb`rc`W]Ub[ `Y`d`UMVg`UbX`gYhUh]h`Y]f`bYk`Vt`fb`Yfs  
dcg]h]cbg"

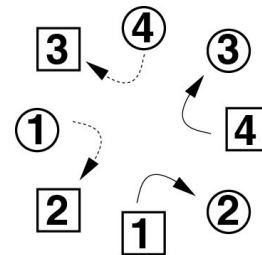
1-2 The first and fourth couples set to their corner positions with the right foot on bar 1, moving to their left on bar 2 to finish facing up and down or across the set. Meanwhile second and third couples move anticlockwise one corner position round the set with a petronella turn, see figure 1.

Figure 1



3-4 All join hands in a circle and set on bar 3, couples one and four release their left hands on bar 4 and set turning to their right to finish back to back in the middle facing their corners, see figure 2.

Figure 2



#k J`VY`bch]MX`h`UhUh]h`Y`YbX`cZVUF`(`U`Y][`h`XUbW]fg`k`J`U]`Ys  
a`cj`YX`cbY`d`UMV`Ub]M`c`W]k`JgY`fci`bX`h`Y`gYhUbX`k`J`VY`ZM]b[ `h`Ys  
g]La`Y`dYfcb`Ug`Uh]h`Y`Vt`a`a`YbW]a`YbhcZVUF`%"

5-8 Bars 1-4 are repeated to progress one more position and finish in the diagonally opposite position to which the dancers started.

Note: the above diagrams show the positions for bars 9-12 of "Dr McHardy"; the positions are completely different in "The Blacksmith", but the movements are the same.

## **Version History**

- 1.00 / 2020-06-20 First re-published version.
- 1.01 / 2020-06-22 Corrected "2018" and "2019" to "2020", the real publication year.